

Scaled data based on original data using
LM-79-08 Approved Method: Electrical and Photometric Measurements of Solid-
State Lighting Products

Test Report Prepared for
Cooper Lighting Solutions
(formerly Eaton)

Brand: McGRAW-EDISON

Report Number: P197795

Luminaire Tested: **TT-C6-LED-E1-WQ-7050**

Issue Date: 3/3/2020

Test Information

Test Method: LM-79-08
Report Number: P197795
TEST IS SCALED FROM IESNA LM-79-08 TEST DATA (P34714)
Test Lab: INNOVATION CENTER-P3
Issue Date: 3/3/2020
Manufacturer: COOPER LIGHTING SOLUTIONS (FORMERLY EATON)
Product Line: MCGRAW-EDISON
Catalog Number: TT-C6-LED-E1-WQ-7050
Description: TOPTIER LED PARKING GARAGE LUMINAIRE
WIDE DISTRIBUTION
Light Source: (160) 5000K CCT, 70 CRI LEDS
Ballast/Driver: ELECTRONIC DRIVER

Summary

Lumens per Lamp: N/A
Luminaire Lumens: 11234.7 lumens
Efficiency: N/A
Efficacy: 104.0 lumens/watt
Luminous Opening: Circular (Dia: 1.12' x H: 0')
IES Classification: Type V - Short - Semi-Cutoff
BUG Rating: B3 - U0 - G3

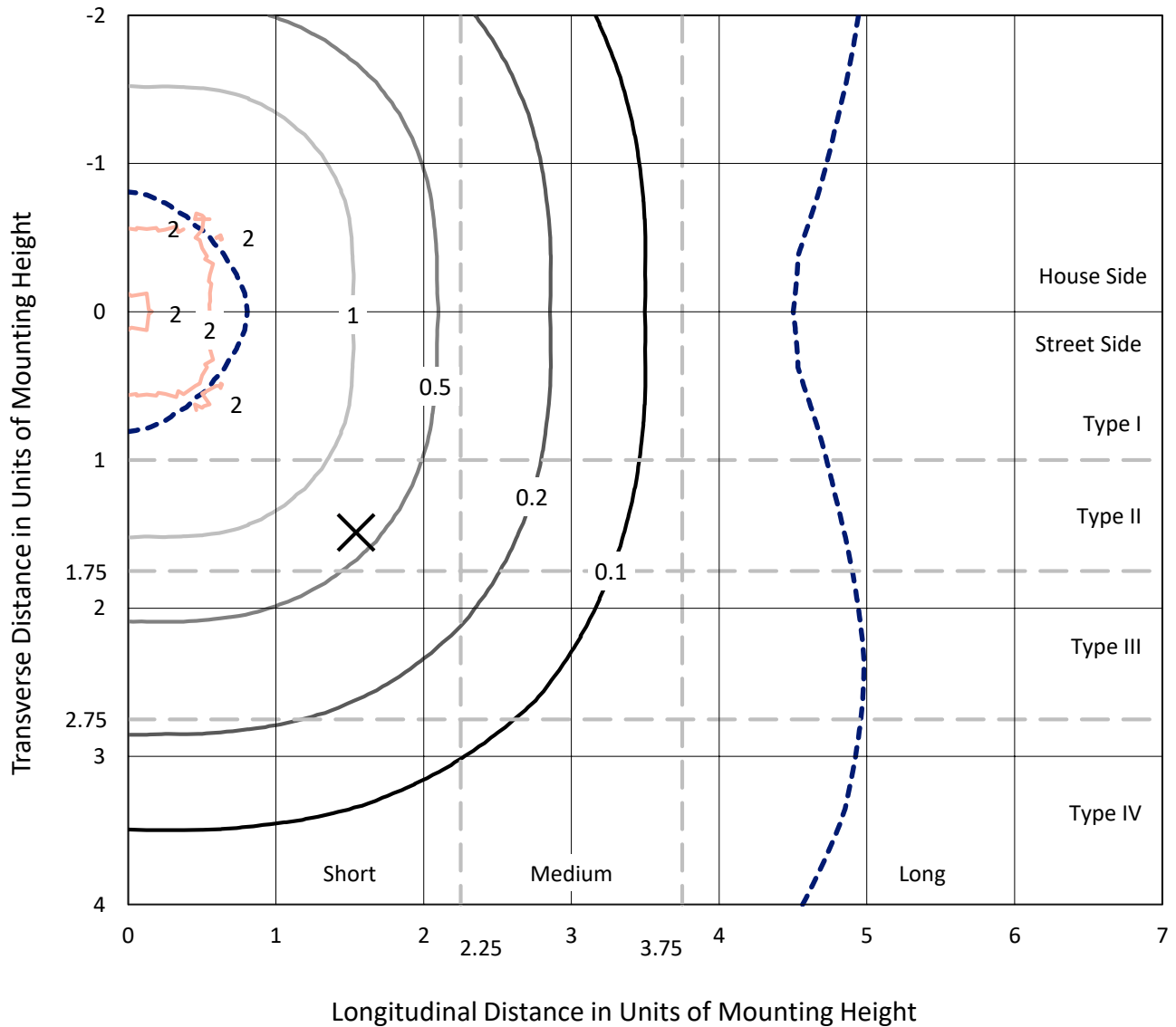
Input Watts (W): 108
Input Voltage (V): NR
Input Current (Ain): NR
Voltage Rise (V): NR
Power Factor: NR
Total Harmonic Distortion (THDi): NR
Frequency (hertz): 60
Stabilization Time: NR
Operation Time: NR
Ambient Temperature (°C): NR
Test Distance: 25 FT



REPORT NUMBER: P197795
 CATALOG NUMBER: TT-C6-LED-E1-WQ-7050

Iso-Footcandle Lines of Horizontal Illumination

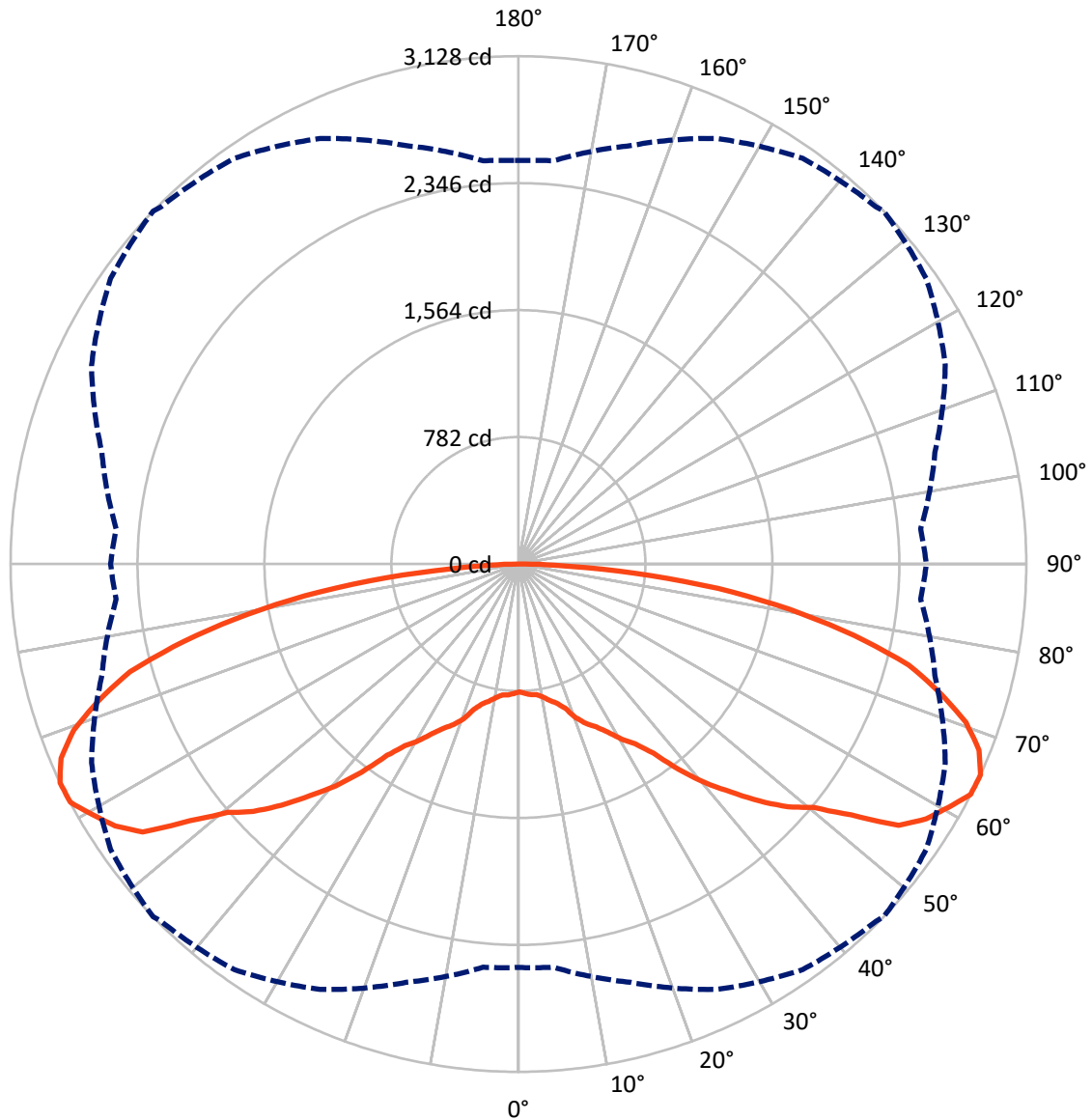
× Max cd
 - - - 1/2 Max cd



Based on 20 foot mounting height. Maximum calculated value = 2.1 fc
 Type V - Short - Semi-Cutoff

REPORT NUMBER: P197795
CATALOG NUMBER: TT-C6-LED-E1-WQ-7050

Luminous Intensity Polar Plot



— Vertical Plane Through 46-Deg Lateral - - - Horizontal Cone Through 65-Deg Vertical

REPORT NUMBER: P197795

CATALOG NUMBER: TT-C6-LED-E1-WQ-7050

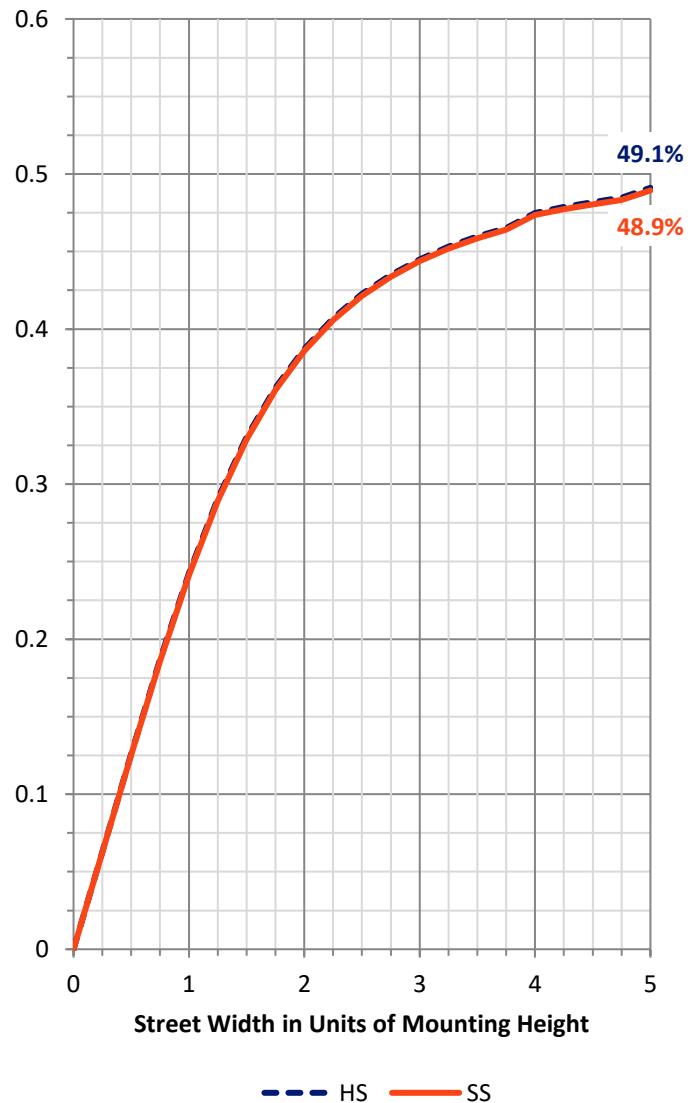
FLUX DISTRIBUTION:

		Downward	Upward	Total
House Side	Lumens	5617.3	0.0	5617.3
	% Fixture	50.0	0.0	50.0
Street Side	Lumens	5617.3	0.0	5617.3
	% Fixture	50.0	0.0	50.0
Total	Lumens	11234.7	0.0	11234.7
	% Fixture	100.0	0.0	100.0

Coefficient of Utilization

ZONAL LUMENS:

Zone	Lumens	% Fixture
0°-10°	77.9	0.7
10°-20°	259.4	2.3
20°-30°	521.9	4.6
30°-40°	908.9	8.1
40°-50°	1537.1	13.7
50°-60°	2291.1	20.4
60°-70°	2742.0	24.4
70°-80°	2220.0	19.8
80°-90°	676.4	6.0
90°-100°	0.0	0.0
100°-110°	0.0	0.0
110°-120°	0.0	0.0
120°-130°	0.0	0.0
130°-140°	0.0	0.0
140°-150°	0.0	0.0
150°-160°	0.0	0.0
160°-170°	0.0	0.0
170°-180°	0.0	0.0
0°-90°	11234.7	100.0
0°-180°	11234.7	100.0



REPORT NUMBER: P197795

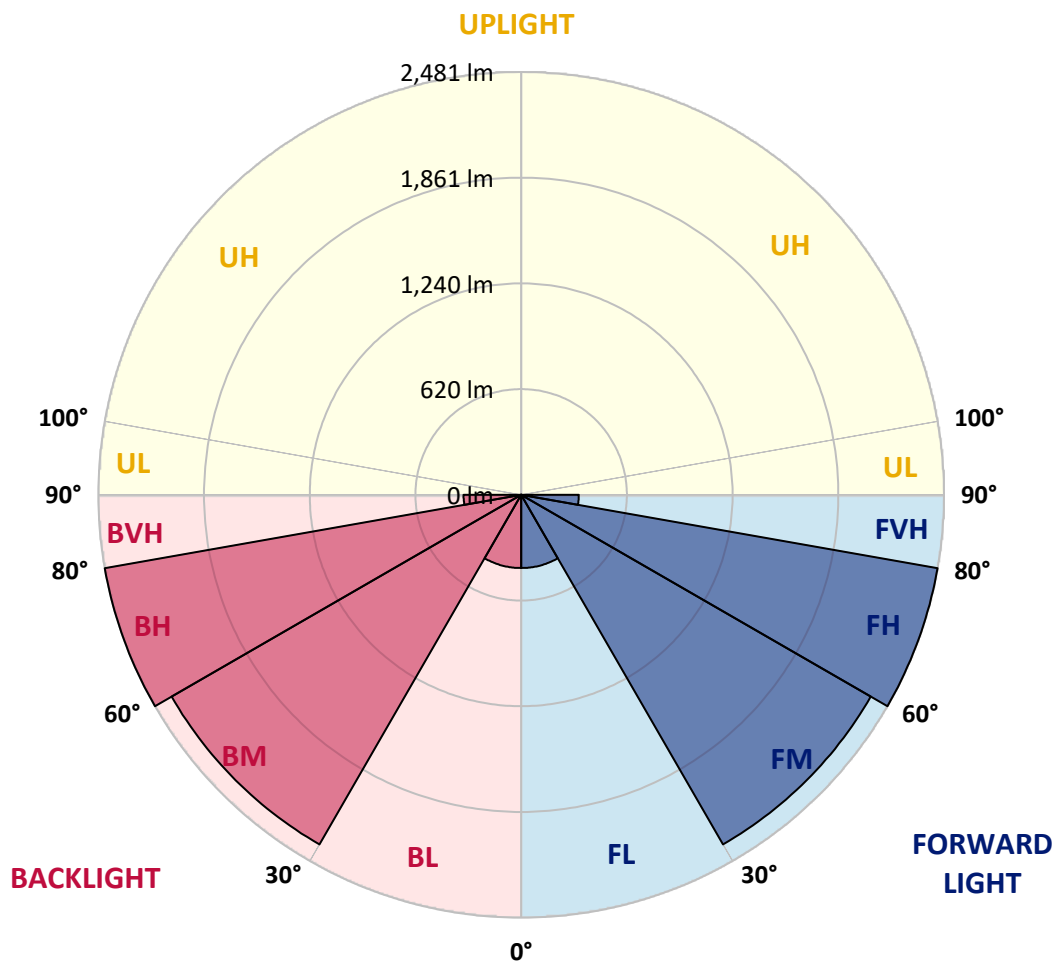
CATALOG NUMBER: TT-C6-LED-E1-WQ-7050

LUMINAIRE CLASSIFICATION SYSTEM LUMEN TABLE AND BUG RATING:

Zone	Lumens	% Fixture	Zone Rating/Lumen Limit		
			B	U	G
FL (0°-30°)	429.6	3.8			
FM (30°-60°)	2368.5	21.1			
FH (60°-80°)	2481.0	22.1			G2/5000
FVH (80°-90°)	338.2	3.0			G3/500
BL (0°-30°)	429.6	3.8	B1/500		
BM (30°-60°)	2368.5	21.1	B2/2500		
BH (60°-80°)	2481.0	22.1	B3/2500		G2/5000
BVH (80°-90°)	338.2	3.0			G3/500
UL (90°-100°)	0.0	0.0		U0/0	
UH (100°-180°)	0.0	0.0		U0/0	

BUG Rating: B3-U0-G3

Type V Short





REPORT NUMBER: P197795

CATALOG NUMBER: TT-C6-LED-E1-WQ-7050

CANDELA DISTRIBUTION (FULL):

	0°	5°	15°	25°	35°	45°	46°	55°	65°	75°	85°
0°	786.9	786.9	786.9	786.9	786.9	786.9	786.9	786.9	786.9	786.9	786.9
2.5°	800.5	798.6	798.6	798.6	798.6	798.6	798.6	798.6	798.6	798.6	800.5
5°	814.1	814.1	812.2	810.3	810.3	808.3	808.3	808.3	810.3	812.2	812.2
7.5°	820.0	818.0	818.0	816.1	814.1	814.1	812.2	814.1	816.1	818.0	818.0
10°	831.6	833.6	835.5	837.5	839.4	837.5	833.6	837.5	837.5	835.5	831.6
12.5°	858.8	858.8	864.7	870.5	870.5	868.6	862.7	870.5	868.6	862.7	858.8
15°	895.8	897.7	897.7	903.5	899.6	895.8	889.9	899.6	899.6	895.8	893.8
17.5°	948.2	944.3	938.5	942.4	946.3	946.3	934.6	946.3	938.5	934.6	940.4
20°	1006.5	1004.6	1002.6	1006.5	1022.1	1016.2	1010.4	1018.2	1008.5	994.9	998.7
22.5°	1051.2	1055.1	1060.9	1066.7	1082.3	1078.4	1066.7	1080.3	1064.8	1060.9	1049.3
25°	1107.6	1105.6	1121.2	1121.2	1130.9	1125.0	1111.4	1130.9	1115.3	1121.2	1103.7
27.5°	1163.9	1162.0	1173.6	1173.6	1191.1	1189.2	1171.7	1191.1	1173.6	1169.7	1163.9
30°	1228.0	1224.1	1226.1	1241.6	1266.9	1266.9	1251.3	1261.1	1241.6	1222.2	1220.3
32.5°	1296.0	1288.3	1299.9	1325.2	1338.8	1334.9	1319.3	1334.9	1329.1	1296.0	1288.3
35°	1362.1	1371.8	1393.2	1414.6	1439.8	1443.7	1430.1	1437.9	1416.5	1391.2	1371.8
37.5°	1472.9	1488.4	1515.6	1566.1	1605.0	1616.6	1605.0	1601.1	1570.0	1513.7	1486.5
40°	1628.3	1632.2	1669.1	1744.9	1785.7	1793.5	1772.1	1777.9	1741.0	1678.8	1620.5
42.5°	1754.6	1748.8	1814.8	1882.8	1925.6	1943.1	1919.8	1927.5	1877.0	1816.8	1752.7
45°	1857.6	1863.4	1931.4	1999.4	2067.4	2100.5	2083.0	2069.4	1995.5	1927.5	1871.2
47.5°	1952.8	1980.0	2026.6	2125.7	2211.2	2248.1	2234.5	2215.1	2137.4	2024.7	1981.9
50°	2073.3	2090.7	2147.1	2275.3	2355.0	2368.6	2356.9	2356.9	2283.1	2152.9	2094.6
52.5°	2203.4	2205.4	2288.9	2421.1	2522.1	2576.5	2566.8	2539.6	2423.0	2308.4	2213.2
55°	2358.9	2337.5	2467.7	2605.7	2757.2	2846.6	2842.7	2784.4	2625.1	2473.5	2347.2
57.5°	2446.3	2450.2	2568.7	2776.7	2922.4	2947.6	2961.2	2926.3	2805.8	2572.6	2473.5
60°	2465.8	2512.4	2621.2	2850.5	2965.1	3039.0	3042.9	2984.6	2858.3	2636.8	2531.8
62.5°	2473.5	2529.9	2664.0	2846.6	3040.9	3112.8	3126.4	3066.2	2862.1	2669.8	2516.3
65°	2485.2	2493.0	2667.8	2891.3	3050.6	3112.8	3128.4	3066.2	2901.0	2656.2	2487.1
67.5°	2436.6	2417.2	2570.7	2813.6	2969.0	3042.9	3060.3	2986.5	2819.4	2574.6	2442.4
70°	2261.7	2269.5	2440.5	2671.7	2842.7	2912.7	2924.3	2844.7	2669.8	2458.0	2304.5
72.5°	2077.1	2096.6	2240.4	2473.5	2627.0	2695.0	2716.4	2632.9	2485.2	2267.6	2108.2
75°	1820.7	1857.6	1995.5	2205.4	2358.9	2461.9	2483.2	2374.4	2197.6	2009.1	1855.6
77.5°	1537.0	1562.2	1694.4	1875.1	2040.2	2092.7	2112.1	2059.7	1884.8	1717.7	1573.9
80°	1208.6	1218.3	1352.4	1496.2	1624.4	1667.2	1696.3	1630.2	1511.7	1360.2	1220.3
82.5°	829.7	843.3	938.5	1070.6	1183.3	1200.8	1237.7	1183.3	1072.6	956.0	851.1
85°	431.4	450.8	524.6	596.5	684.0	705.3	717.0	676.2	617.9	522.7	452.7
87.5°	93.3	103.0	114.6	147.7	176.8	202.1	219.6	182.6	145.7	122.4	93.3
90°	0.0	0.0	0.0	0.0	0.0	0.0	0.0	0.0	0.0	0.0	0.0

REPORT NUMBER: P197795

CATALOG NUMBER: TT-C6-LED-E1-WQ-7050

CANDELA DISTRIBUTION (continued):

	90°
0°	786.9
2.5°	798.6
5°	812.2
7.5°	818.0
10°	831.6
12.5°	856.9
15°	895.8
17.5°	944.3
20°	996.8
22.5°	1043.4
25°	1099.8
27.5°	1163.9
30°	1230.0
32.5°	1284.4
35°	1360.2
37.5°	1484.5
40°	1634.1
42.5°	1754.6
45°	1853.7
47.5°	1964.4
50°	2075.2
52.5°	2217.0
55°	2356.9
57.5°	2428.8
60°	2473.5
62.5°	2508.5
65°	2512.4
67.5°	2411.4
70°	2257.9
72.5°	2083.0
75°	1826.5
77.5°	1556.4
80°	1208.6
82.5°	849.1
85°	445.0
87.5°	87.4
90°	0.0

(END OF REPORT)